

The
Jackite
Little Birds

Kites/Windsocks




Cardinal



Create-A-Bird
*Paint your own special
bird kite, to your delight!*
*We provide you an unpainted bird kite.
You design your own Little Bird!*



Blue Jay



Black Bird

- Beautiful colors
- Beats its wings
- Wing span - 28 inches
- Realistically depicts a bird in flight
- Friends will insist you have a bird tied to a string
- Made of durable Tyvek® - water proof and tear resistant
- Display as a mobile in your home or office
- Fly as a kite or windsock
- Satisfaction guaranteed
- Made in the USA

- Cardinal Kit
- Cardinal Assembled
- Blue Jay Kit
- Blue Jay Assembled
- Create-A-Bird Assembled
- Black Bird Kit
- Black Bird Assembled
- 3-Pak Black Bird Assembled
- 3 in 1 Pack Assembled (Cardinal, Blue Jay, Create-A-Bird)



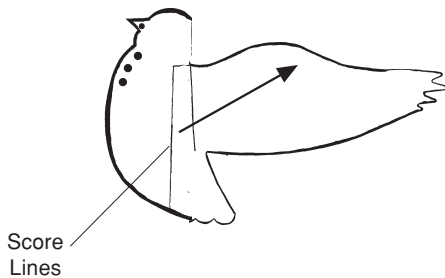
The Most Wonderful Kite in the World

2868 West Landing Road
Virginia Beach, Virginia 23456
(757) 426-5359 • Fax (757) 426-7190

ASSEMBLED INSTRUCTIONS

Your **Jackite™** Little Bird is tough, constructed of Tyvek® and a solid fiberglass spar. It is water resistant and tear resistant, and will provide you with many hours of flying pleasure.

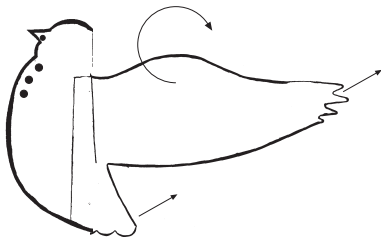
In keeping with tradition, the **Jackite** Little Bird original was painted using brush and India ink.



STEP 1: Fold wings back from body forming score lines.



STEP 2: Insert rod through ring and into rod pocket. Holding rod in pocket, insert other end of rod into empty pocket.



STEP 3: Roll the leading edge of your Little Bird back just a bit. The wind will roll the edge to the best position. Make sure the ends of the wings are not rolled down. If so, bend them upward. The same with the tail. It is the rudder. Gently fold the tail up if needed. Experiment with placement of swivel in different points along body for best flight.