

Jackite


DOVE OF PEACE

by

Marguerite



Flow in the
1996 Summer
Olympic Games
in Atlanta



Jackite, Inc. 3612 West Neck Road Virginia Beach, Virginia 23456
Toll Free 877-JACKITE (522-5483) Toll Free Fax 877-JACKFAX (522-532)
sales@jackite.com www.jackite.com

Flying the *Jackite* Dove of Peace

Emulating a bird in flight with a natural grace and beauty, your Jackite will actually flap its wings, soar to a new position, flap its wings again, and soar across the sky. Lo and behold! Is it a Dove or is it a **Jackite**?

Your **Jackite** was designed as a gentle-wind kite, but it flies well in varying wind speeds.

We fly our **Jackite** along the river to the delight of passing boaters.



Initial Flight: Your fledgling **Jackite** Dove of Peace has to learn to fly. Tyvek has a memory, when you roll it, it will remember the roll. Just like rolling a piece of paper into a tube, when you let go it remembers the curve: the same here, roll the Tyvek, not excessive but enough to give the bird shape!

Gently roll the leading edge of the wings (A) up and over the rod and rod holder. In high winds, roll (A) back hard. (B) Roll the sides of the tail upward. (C) Roll the ends of the wings up.

Troubleshooting:

- 1) Your Dove of Peace is rolling wildly. One of the leading edges of the wings is rolled under and one up. Roll both (A) up and over the wing.
- 2) The Dove of Peace rolls occasionally. The leading edges of the wings are not rolled back enough. Roll more of the leading edge over the wing.

For Strong Winds: Form your Dove of Peace again using the steps above. THEN: Roll more of the leading edge over the rod. You can roll the leading edge all the way across the wing.

Kite Flying: Attach swivel to breast. Using a spool of line, release string. You will be amazed as it flits across the sky.

Windsock Flying: Attach swivel to beak. For most, the best way to enjoy your **Jackite** Dove of Peace is to fly, from a pole like a windsock (telescopic poles available from Jackite). At the top of the Jackite pole is a metal ring. Attach a line (a piece of line half the length of your pole) to this ring. Attach the other end of line to the swivel in the beak.

Find a place free of obstacles so when the Dove of Peace flies it will not get tangled. Stand the pole up vertical. Bungee cord or strap the base of the pole to any post. When there is no wind the Dove of Peace will fall against the pole. When the wind picks up your Dove of Peace will pick up and fly, beating its wings and banking on the air just like a real Dove of Peace. Is it a Jackite or is it a real DOVE?

Display: You may desire to share the beautiful design of your **Jackite** with others as a decoration for your home or office; It can be a real conversation piece. Attach a string from ring to ring with a loop midpoint. Suspend by the loop. Enjoy!

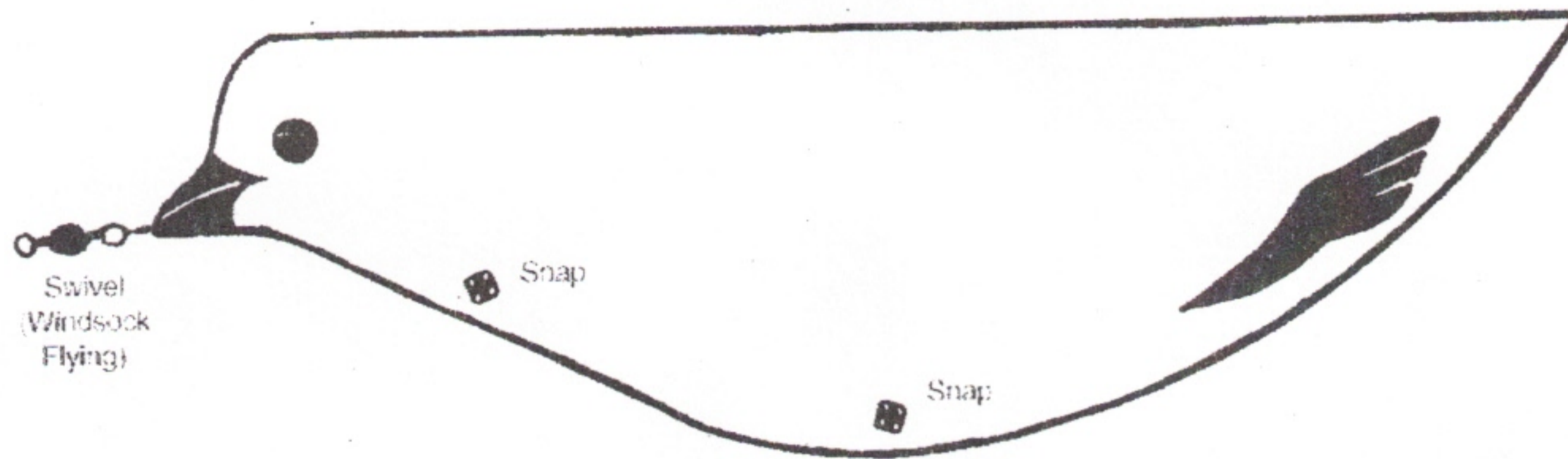
If strong winds are forecast you need to take your **Jackite** down and store in a safe place for future use.

The Most Wonderful Kite in the World

The *Jackite* Dove of Peace Assembled Instructions

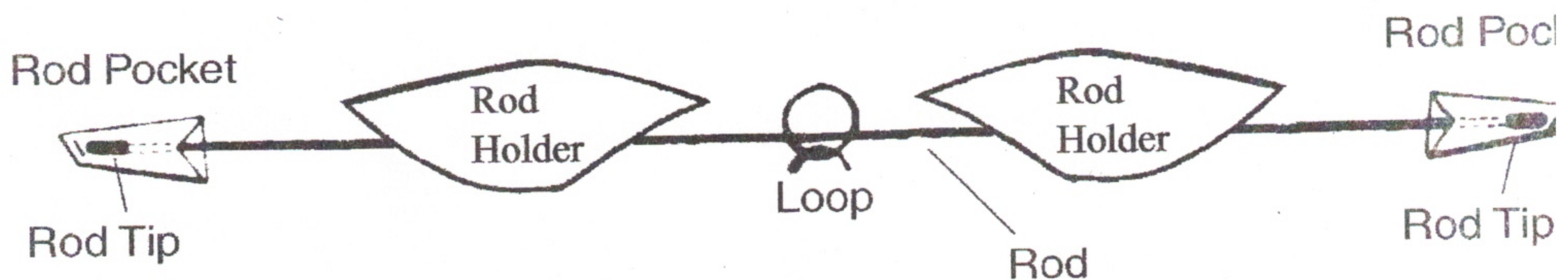
Your Jackite Dove of Peace is tough, constructed of Tyvek and a solid fiberglass spar. It is water proof and highly tear-resistant, and will provide you with many hours of flying pleasure.

Your Jackite Dove of Peace original was made for the 1996 Summer Olympic Games; the original artwork was drawn with gold and silver ink by Marguerite Stankus.



Step 1: Peel the tape liner off inside head leaving the sticky strip. Press head/body together lining up the edges

Step 2: Insert male snaps through snap holes on body and apply female snaps. This breast hole can be used for kite flying by removing the snap and installing the swivel.



Step 3: Install Fiberglass ROD. Work ROD under the flap of the ROD HOLDER. Run the ROD through the RING near the HEAD of the Dove. Now run through the other ROD HOLDER and into the ROD POCKET. Easily bend the ROD and insert into other ROD POCKET.

Display: You may desire to share the beautiful design of the Jackite with others as a decoration in your home or office. It's a real conversation piece. Attach string from fore white ring to aft white ring with a loop midpoint of the string. Suspend by the loop. ENJOY!

The Most Wonderful Kite in the World